

<b>Product Series :</b>	<b>GSDRK</b>	<b>Brand :</b>	GOTREND
<b>File Version :</b>	GSDRK4-129P-220M-V1R0	<b>Editor :</b>	Toby Zhang
<b>Established Date :</b>	2021.12.09	<b>Description :</b>	Shielding SMD power choke
<b>Latest Edit Date :</b>	2021.12.09	<b>Product Type :</b>	<input checked="" type="checkbox"/> Standard <input type="checkbox"/> Customize

### Version Information :

[illegible]

<b>Product Series :</b> GSDRK	<b>Brand :</b> GOTREND
<b>File Version :</b> GSDRK4-129P-220M-V1R0	<b>Editor :</b> Toby Zhang
<b>Established Date :</b> 2021.12.09	<b>Description :</b> Shielding SMD power choke
<b>Latest Edit Date :</b> 2021.12.09	<b>Product Type :</b> <input checked="" type="checkbox"/> Standard <input type="checkbox"/> Customize



## REMINDERS

- ◆ Product information in this catalog is subject to change without notice, and is for reference only. Therefore, please contact GOTREND Technology to check for the latest information before practical application or usage of the products.
- ◆ This catalog contains only typical specifications, please contact GOTREND Technology for further details if you can not find special components or information you need in this catalogue. Please also approve our product specifications or transact the approval sheet for product specifications before ordering.
- ◆ This catalogue only applies to products purchased through GOTREND Technology or its official agencies. This catalogue does not apply to products that are purchased through other third parties.
- ◆ Please read Attention and CAUTION note (for storage, operating, rating, soldering, mounting and handling) in this catalog to ensure product proper usage.
- ◆ GOTREND Technology is not responsible for issues that occur related to the intellectual property rights or other rights of our company or a third party when you use a product listed in this catalog. GOTREND Technology do not grant license of these rights.
- ◆ Information and data provided in the brochure can and do vary in different applications, and actual performance may vary over time.
- ◆ "Delivery Specification" illustrating precautions for the specifications and safety of each product listed in this catalog is available and we strongly recommend to provide these delivery specifications with customers that use these products.
- ◆ For exporting of product in this catalog, please take note it may be a restricted item according to the "Foreign Exchange and Foreign Trade Control Law". In such cases, it is necessary to acquire export permission in accordance to this law.
- ◆ Any reproduction or extraction of the contents in this catalog is prohibited without prior permission from GOTREND Technology.
- ◆ Products listed in this catalog are intended for general electronic device usage under normal operation and use condition including telecommunication equipment, home appliances, sports equipment AV equipment, industrial machine, office equipment etc. Please take note that our products are not designed, intended or authorized for use in below mentioned applications unless explicitly agreed in writing between the parties to avoid product failure that could result in situation where personal injury or death could occur.

- (1) Aerospace/Aviation equipment
- (2) Atomic energy-related equipment
- (3) Disaster prevention/crime prevention equipment
- (4) Electric heating apparatus, burning equipment
- (5) Medical equipment
- (6) Military equipment
- (7) Power-generation control equipment
- (8) Public information-processing equipment
- (9) Safety equipment
- (10) Seabed equipment
- (11) Transportation control equipment
- (12) Transportation equipment (cars, electric trains, ships, etc.)
- (13) Other applications that are not considered general-purpose applications

- ◆ Our manufacturing sites fully compliance with requirement regarding the quality management system in the automotive industry under the IATF 16949 standard. GOTREND Technology respect individual agreements with reference to customer requirements and customer specific requirements (CSR). We will like to emphasize that only requirements mutually agreed upon will in implemented in our Quality Management System taking into consideration that IATF 16949 may appear to support the acceptance of unilateral requirements. We will only legally bind to this individually agreed upon agreement under the IATF 16949 standard.

- ◆ The product itself is a powder metallurgy product, so the structure is relatively fragile, and it should not be used for products that are easy to fall. In addition, when this product is assembled, it should avoid collision with the tool or mechanism shell.



- ◆ It is not recommended to use hot air gun for disassembling of this product. When using of hot air gun to repair other parts, please also take note that long time or high temperature exposure of this product will also damage the inductance device. If you need to use the hot air gun to disassemble the product, it is recommended to adjust the hot air gun temperature to 380 deg.C±5 deg.C. The blower head of the hot air gun should be perpendicular and at least 1cm away from the product. After heating the product to the tin material melting point, use tweezers to remove the product from the PCB.



<b>Product Series :</b>	<b>GSDRK</b>	<b>Brand :</b>	<b>GOTREND</b>
<b>File Version :</b>	<b>GSDRK4-129P-220M-V1R0</b>	<b>Editor :</b>	<b>Toby Zhang</b>
<b>Established Date :</b>	<b>2021.12.09</b>	<b>Description :</b>	<b>Shielding SMD power choke</b>
<b>Latest Edit Date :</b>	<b>2021.12.09</b>	<b>Product Type :</b>	<input checked="" type="checkbox"/> Standard <input type="checkbox"/> Customize

### Features & Application :

- \* Power supply PWM circuit input / output inductor
- \* Power line noise suppression
- \* DC-DC Converter
- \* Shielding Structure for good in EMI effect
- \* To help you go pass CE/FCC standard
- \* MB / NB / IPC / LCD Monitor / STB / Network Device
- \* Low Profile for all compact design



( Picture for reference only )

### Part No. Example :

PN	:	<b>GSDRK4</b>	<b>129</b>	<b>P</b>	<b>-</b>	<b>220</b>	<b>M</b>	<input type="checkbox"/>
ID	:	1	2	3		4	5	6
1	:	GOTREND Series Code						
2	:	Dimension Code : 129 = (L) 12.5 x (W) 12.5 x (H) 10.0 mm						
3	:	RoHS Compliant						
4	:	Inductance : 220 = 22.0uH Ex: 3R3=3.3uH, 101=100uH						
5	:	Tolerance : M=20%, N=30%						

### Basic Information :

<b>Made in</b>	China
<b>Pin Foot</b>	SMD
<b>Shielding</b>	Yes
<b>J-STD-020</b>	MSL Level 1
<b>RoHS</b>	Compliant
<b>REACH</b>	Compliant
<b>Halogen</b>	Free

### Operating & Storage Condition :

- \* Operating Temp -40 ~ +125 deg.C ( Including self - temperature rise )
- \* Storage Temp 1. -10 ~ +45 deg.C , 50 ~ 60% RH ( Product with taping )  
2. -40 ~ +125 deg.C ( On board )
- \* Storage Life Time 6 Month ( Less than 40 deg.C and 60% RH )

### Attention & Caution :

- \* Keep out of Splashing water or salt water
- \* Avoid Toxic Gas (Hydrogen sulfide, Sulfurous acid, Chlorine, Ammonia)
- \* Vibrations or shocks which exceed the specified condition
- \* Dew condense
- \* Layout near the edge of PCB
- \* Over flexure after SMT mounting & PCBA
- \* Pin foot or SMD pad solderability: Pb free type is best within 6 months after delivery
- \* Humidity sensitive , IPC/JEDEC J-STD-020 MSL if over Level 1, recommend bake 30mins@150 degree before PCBA
- \* Caution for human life relative applications : PLS contact & consult with GOTREND team in design stage.

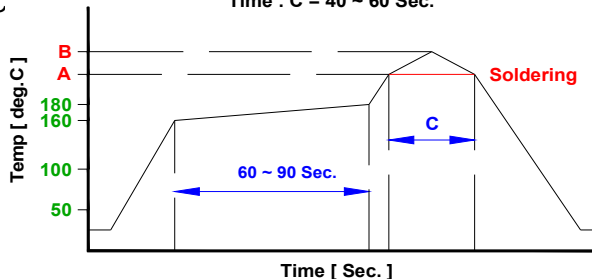


### Test Condition :

- \* Equipment HP4284A , HP42841A - L , Q , DCR , IDC  
HP8753D Network analyzer - SRF
- \* Standard Atmosphere Conditions:  
Ambient Temperature 20 ± 15 deg.C  
Humidity RH 65 ± 20%
- \* If there may be any doubt on the test result ,  
Measurement shall be made within the following limits:  
Ambient Temperature 25 ± 5 deg.C  
Humidity RH 75 ± 10%

### Recommend IR Reflow Curve : GTX-IR-FILE001

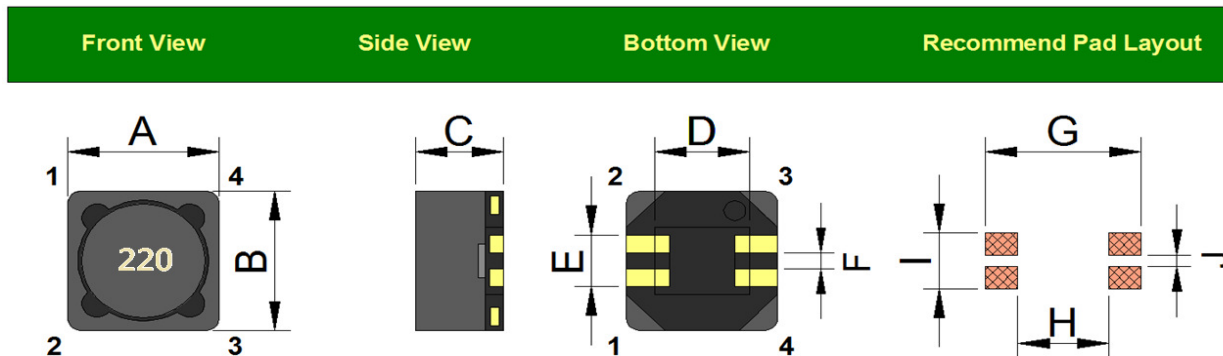
Lead Free Solder : A = 217 deg.C , B = 245+/-5 deg.C  
Time : C = 40 ~ 60 Sec.



Notice : Iron Soldering , Solder < 30 Watt ,  
Direct touch the terminal x 3 Sec. Max. @ 350 deg.C

<b>Product Series :</b> GSDRK	<b>Brand :</b> GOTREND
<b>File Version :</b> GSDRK4-129P-220M-V1R0	<b>Editor :</b> Toby Zhang
<b>Established Date :</b> 2021.12.09	<b>Description :</b> Shielding SMD power choke
<b>Latest Edit Date :</b> 2021.12.09	<b>Product Type :</b> <input checked="" type="checkbox"/> Standard <input type="checkbox"/> Customize

Dimension [ mm ] :



A [Max.]	B [Max.]	C [Max.]	D+/-0.5	E+/-0.3	F [Ref.]	G [Ref.]	H [Ref.]	I [Ref.]	I [Ref.]
12.50	12.50	10.00	7.60	4.90	2.00	13.80	6.10	5.50	0.50

#### Electrical Characteristics :

GOTREND PN	Rated Inductance (uH)	Parallel Ratings				Series Ratings		
		OCL +/-20% (uH)	Irms (Amps)	Isat (Amps) Peak	DCR (m Ohm) Max.	OCL +/-25% (uH)	Isat (Amps) Peak	DCR (m Ohm) Max.
GSDRK4-129P-220M	22.00	22.00	7.80	9.57	38.00	88.00	4.50	142.00

■ Inductance test Freq. : 100KHz / 0.25V

Parallel : ( 1,2 ~ 4,3 ) / Series : ( 1 ~ 3 ) tie ( 2 ~ 4 )

■ Isat : Saturated Current measured at the point of L drop approximately 30%

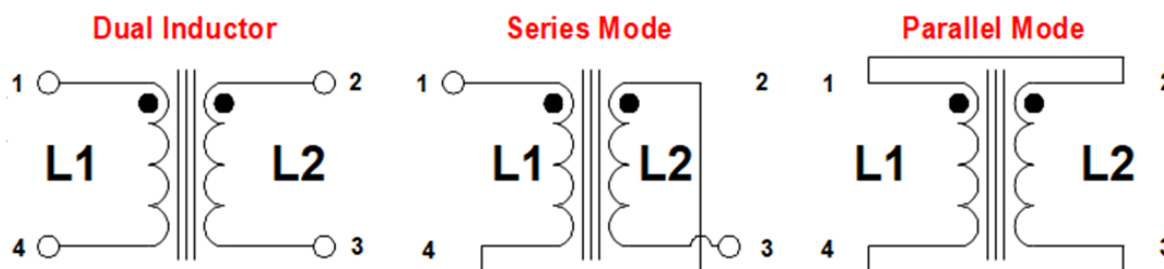
■ Irms: Rated Current Loading when temperature rise approximately 40°C

■ The parts final operating temperature (Ambient+The parts temperature rise) should not exceed 125°C if under worst case of operating conditions. Circuit design, component placement, PWB trace size and thickness, airflow and other cooling provision all affect the part temperature. Part temperature should be verified in the end application.

■ All test data is referenced to 25o C Ambient.

■ Turns Ratio ( 1 : 4 ) : ( 2 : 3 ) = 1 : 1

#### Schematic:



<b>Product Series :</b>	<b>GSDRK</b>	<b>Brand :</b>	<b>GOTREND</b>
<b>File Version :</b>	<b>GSDRK4-129P-220M-V1R0</b>	<b>Editor :</b>	<b>Toby Zhang</b>
<b>Established Date :</b>	<b>2021.12.09</b>	<b>Description :</b>	<b>Shielding SMD power choke</b>
<b>Latest Edit Date :</b>	<b>2021.12.09</b>	<b>Product Type :</b>	<input checked="" type="checkbox"/> Standard <input type="checkbox"/> Customize

#### Care note :

Care note for Use :

(1) Storage Condition :

Temperature 25 to 35 deg.C , Humidity 45 to 60% RH

(2) Use Temperature :

- Minimum Temperature : -40 deg.C Ambient temperature of this product.
- Maximum Temperature : +125 deg.C The value of temperature including ambient and temperature rise of this product.
- Reliability test temperature range from -40 ~ +125 deg.C
- However, this is not meant as temperature grade guarantee for UL.

(3) Model :

When this product was used in a similar or as new product to the original one, sometimes it might be unable to satisfy the specifications due to difference in condition of usage.

(4) Drop :

If this product suffered mechanical stress such as drop, characteristics may become poor ( due to damage on coil / bobbin / ferrite ... etc. )

Never use such stressed product.

Care note for Safety :

(1) Provision to Abnormal Condition :

This product itself does not have any protective function in abnormal condition such as overload, short-circuit and open-circuit conditions, etc.

Therefore, it shall be confirmed from the end product that there is no risk of smoking, fire, dielectric withstand voltage insulation resistance,etc. in abnormal conditions to provide protective devices and /or protection circuit in the end product.

(2) Temperature Rise :

Temperature rise on this product depends on the installation condition on end products.

It shall be confirmed on the actual end product that temperature rise of this product is within the specified temperature class limit.

(3) Dielectric Strength :

Dielectric withstanding test with higher voltage than specific value will damage insulating material and shorten its life.

(4) Water :

This product must not be used in wet condition resulted from water, coffee or any liquid contact because insulation strength becomes very low under such condition.

(5) Potting :

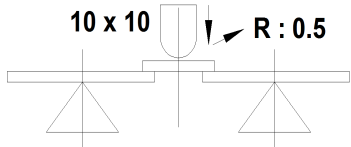
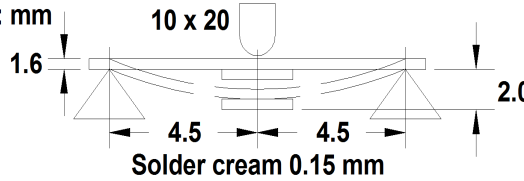

If this product is potted in some compound, coating material of magnet wire might be occasionally damaged. Please ask us if you intend to pot this product.

(6) Detergent :

Please consult our company immediately once under such circumstances because product reliability confirmation etc. is needed when this product come in contact with these chemicals.

<b>Product Series :</b>	<b>GSDRK</b>	<b>Brand :</b>	<b>GOTREND</b>
<b>File Version :</b>	<b>GSDRK4-129P-220M-V1R0</b>	<b>Editor :</b>	<b>Toby Zhang</b>
<b>Established Date :</b>	<b>2021.12.09</b>	<b>Description :</b>	<b>Shielding SMD power choke</b>
<b>Latest Edit Date :</b>	<b>2021.12.09</b>	<b>Product Type :</b>	<input checked="" type="checkbox"/> Standard <input type="checkbox"/> Customize

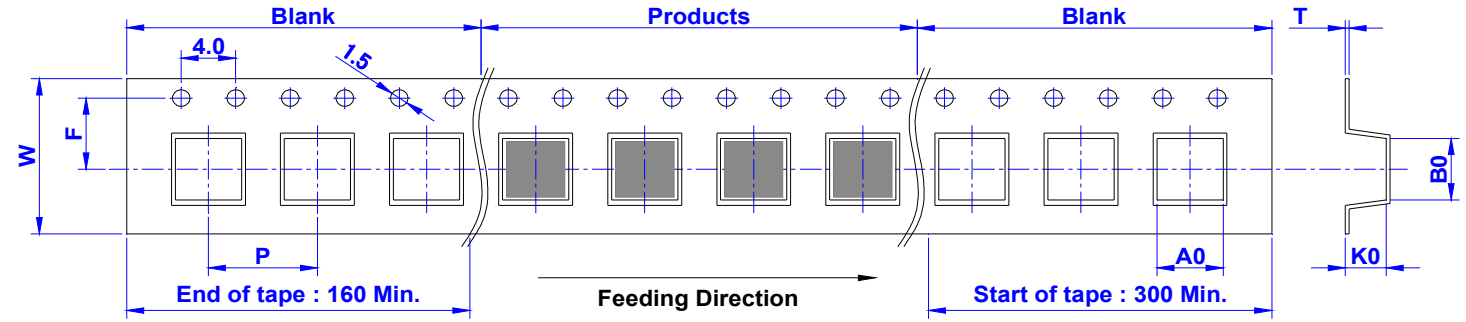
### Reliability :

SN	Test Item	Test Condition			Specification
1	Dimension	Actual Size ...			Meet Spec
2	Thermal Shock (Temperature Cycle)	Temperature : -40 ~ +125 deg.C kept stabilized for 30 min. each Cycle : 100 Cycles ( power off )			Elec. no variation Appearance no deformation
3	Humidity Resistance	Humidity : 90% ~ 95% RH Temperature : 60 ± 2 deg.C, Test Time : 96 ± 2 Hours			Elec. no variation Appearance no deformation
4	HighTemperature	Temperature : 125 ± 2 deg.C Testing Time : 96 ± 2 Hours			Elec. no variation Appearance no deformation
5	Low Temperature	Temperature : -40 ± 2 deg.C Time : 96 ± 2 Hours			Elec. no variation Appearance no deformation
6	Temperature and Humidity Cycle	Temperature	Humidity	Time	Elec. no variation Appearance no deformation
		25 deg.C	90% ~ 95% RH	3.0 Hr	
		55 deg.C	95% ~ 96% RH	5.0 Hr	
		25 deg.C	90% ~ 95% RH	3.0 Hr	
		Cycle : 20 Cycles			
7	Vibration	Frequency : 10Hz ~ 55Hz, Amplitude : 1.5 mm Direction : X, Y, Z, Time : 2 Hours each			Elec. no variation Appearance no deformation
8	Solderability	Go through real SMT IR-Reflow .... The profile like our suggest profile. Preheat : 160 ± 10 deg.C ( 90 sec ) Peak : 245 ± 5 deg.C Peak Time : 50 Sec. / up 217 deg.C			Elec. no variation Appearance no deformation
9	Soldering Heat Resistance	Preheat : 160 ± 10 deg.C ( 90 sec ) Solder : Sn / Ag / Cu ( Pb Free ) Solder Temp. : 260 ± 5 deg.C, Time : 3 ± 1 seconds			Elec. no variation Appearance no deformation
10	Iron Solder Heat Resistance	Solder Temp. : 350 ± 5 deg.C Flux : Rosin, Time : 3 ± 1 seconds			Elec. no variation Appearance no deformation
11	Bending Strength	<div>Unit : mm</div> <div></div> <div>Force : 1Kg / min.</div>			Elec. no variation Appearance no deformation
12	Flexure Strength	<div>Unit : mm</div> <div></div> <div>Solder cream 0.15 mm</div>			Elec. no variation Appearance no deformation
13	Terminal Strength	<div></div> <div>Mount on PCB Solder Cream 0.15 mm</div> <div>Push 10N force to X, Y direction</div>			Elec. no variation Appearance no deformation
14	High-Voltage	100 V DC between core & winding			Elec. no variation Appearance no deformation
15	Load life	Temperature : 25 ± 3 deg.C Load : Allowed DC Current, Test Time : 96 ± 2 Hours			Elec. no variation Appearance no deformation

<b>Product Series :</b> GSDRK	<b>Brand :</b> GOTREND
<b>File Version :</b> GSDRK4-129P-220M-V1R0	<b>Editor :</b> Toby Zhang
<b>Established Date :</b> 2021.12.09	<b>Description :</b> Shielding SMD power choke
<b>Latest Edit Date :</b> 2021.12.09	<b>Product Type :</b> <input checked="" type="checkbox"/> Standard <input type="checkbox"/> Customize

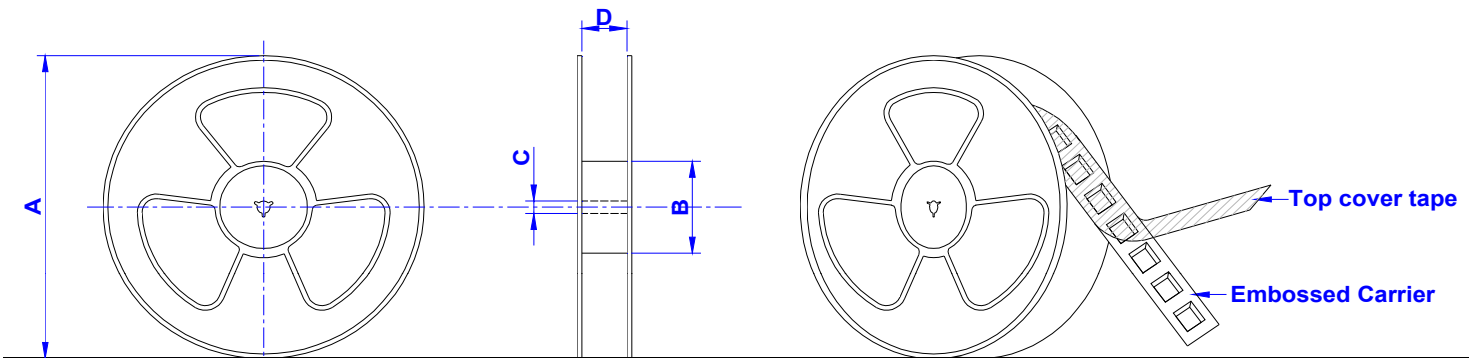
#### Packaging Information :

Tape Dimension ( mm ) :



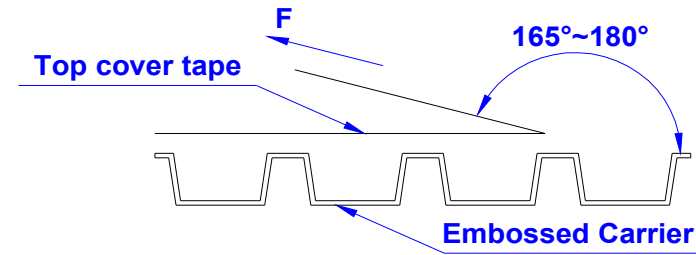
SIZE/mm	W	P	A0	B0	K0	T	F
129	24.00	16.00	12.60	12.60	8.20	0.40	11.50

Reel Dimension ( mm ) :



SIZE/mm	Reel Size	A	B	C	D	QTY / Reel
129	13" x 24 mm	330	100	13	24.5	350 PCS

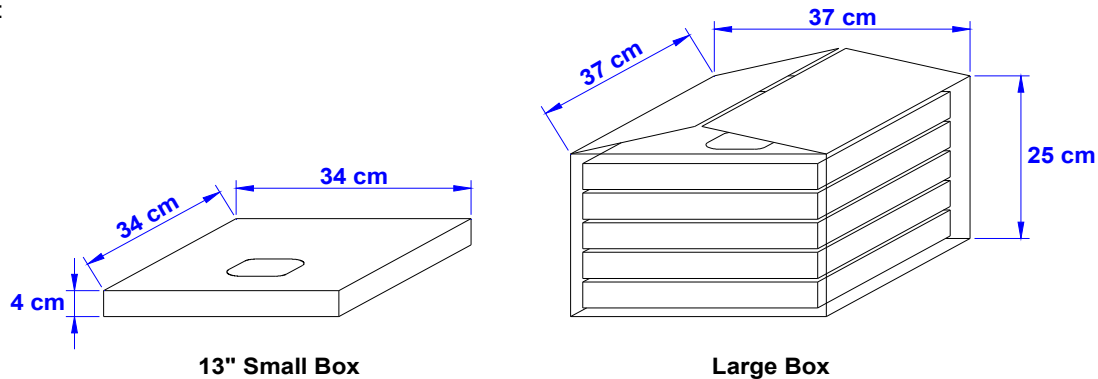
Tearing Off Force :



The force for tearing off cover tape is 10 to 130 grams in the arrow direction under the following conditions ( referenced ANSI / EIA - 481 - D - 2008 of 4.11 standard ).

Room Temp. ( deg.C )	Room Humidity ( % )	Room Atm. ( hPa )	Tearing Speed ( mm / min )
5 ~ 35	45 ~ 85	860 ~ 1060	300

Box Package :



13" Small Box

Large Box

SIZE/mm	Reels in Small Box	Small Box in Large Box
129	1	5